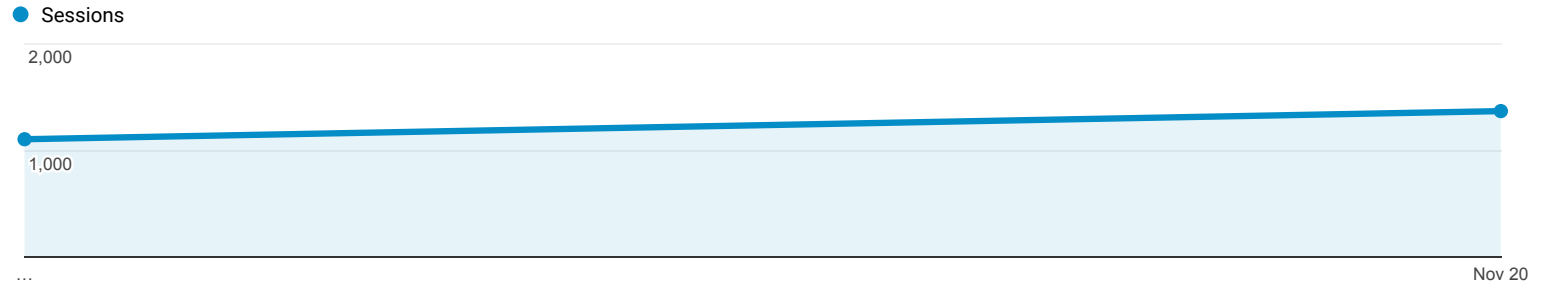


Nov 19, 2016 - Nov 20, 2016

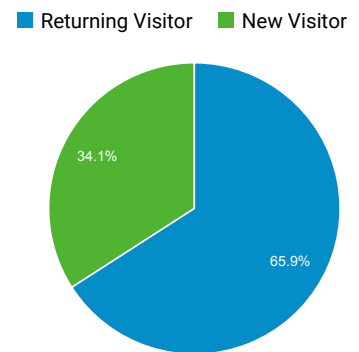
Audience Overview

All Users
100.00% Sessions

Overview



| | | |
|---------------------------------|--|------------------------------|
| Sessions 2,475 | Users 1,237 | Pageviews 24,678 |
| Pages / Session 9.97 | Avg. Session Duration 00:17:51 | Bounce Rate 23.64% |
| % New Sessions 34.10% | | |



| Language | Sessions | % Sessions |
|--|----------|------------|
| 1. el-gr | 817 | 33.01% |
| 2. el | 601 | 24.28% |
| 3. en-us | 435 | 17.58% |
| 4. bg | 233 | 9.41% |
| 5. sl | 104 | 4.20% |
| 6. en-gb | 69 | 2.79% |
| 7. sr | 50 | 2.02% |
| 8. bg-bg | 42 | 1.70% |
| 9. sl-si | 13 | 0.53% |
| 10. Secret.google.com You are invited! Enter only with this ticket URL. Copy it. Vote for Trump! | 12 | 0.48% |

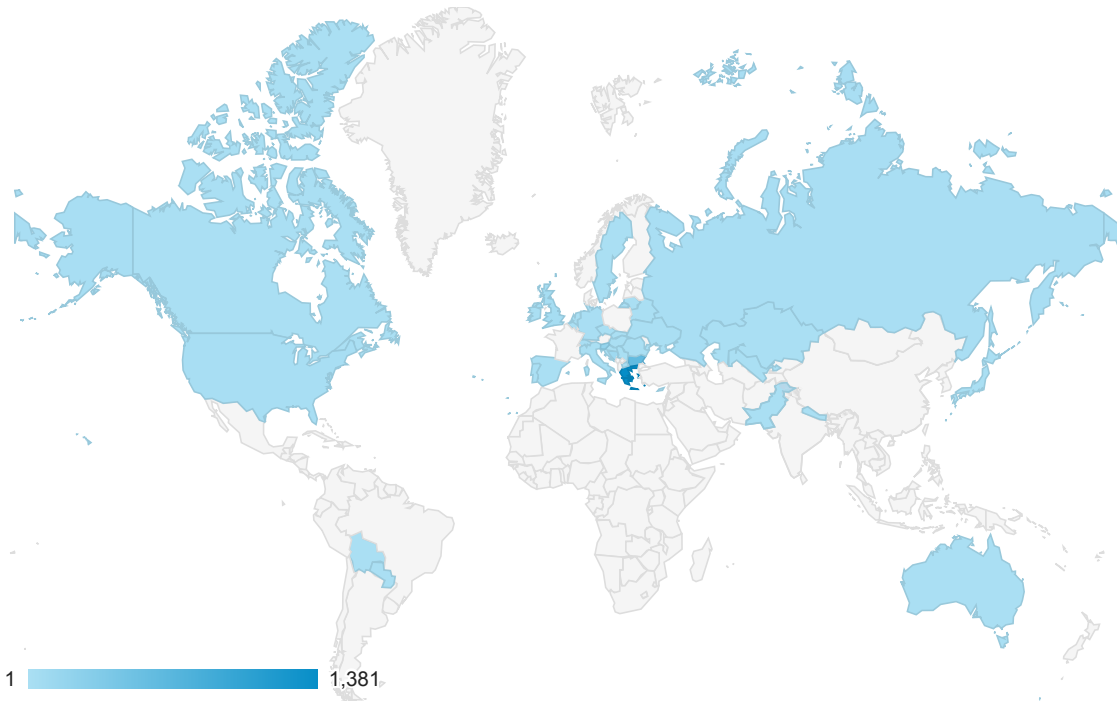
Nov 19, 2016 - Nov 20, 2016

Location

All Users
100.00% Sessions

Map Overlay

Summary



| Country | Acquisition | | | Behavior | | | Conversions | | |
|-------------------------|--|--|---|---|--|--|--|----------------------------------|--|
| | Sessions | % New Sessions | New Users | Bounce Rate | Pages / Session | Avg. Session Duration | Goal Conversion Rate | Goal Completions | Goal Value |
| | 2,475 % of Total: 100.00% (2,475) | 34.10% Avg for View: 34.10% (0.00%) | 844 % of Total: 100.00% (844) | 23.64% Avg for View: 23.64% (0.00%) | 9.97 Avg for View: 9.97 (0.00%) | 00:17:51 Avg for View: 00:17:51 (0.00%) | 0.00% Avg for View: 0.00% (0.00%) | 0 % of Total: 0.00% (0) | \$0.00 % of Total: 0.00% (\$0.00) |
| 1. Greece | 1,381 (55.80%) | 26.00% | 359 (42.54%) | 21.07% | 10.72 | 00:15:52 | 0.00% | 0 (0.00%) | \$0.00 (0.00%) |
| 2. Bulgaria | 605 (24.44%) | 45.95% | 278 (32.94%) | 29.09% | 8.58 | 00:20:44 | 0.00% | 0 (0.00%) | \$0.00 (0.00%) |
| 3. Slovenia | 181 (7.31%) | 29.83% | 54 (6.40%) | 13.81% | 13.52 | 00:27:41 | 0.00% | 0 (0.00%) | \$0.00 (0.00%) |
| 4. Bosnia & Herzegovina | 103 (4.16%) | 36.89% | 38 (4.50%) | 18.45% | 10.92 | 00:19:05 | 0.00% | 0 (0.00%) | \$0.00 (0.00%) |
| 5. (not set) | 49 (1.98%) | 61.22% | 30 (3.55%) | 36.73% | 5.08 | 00:06:23 | 0.00% | 0 (0.00%) | \$0.00 (0.00%) |
| 6. United Kingdom | 31 (1.25%) | 54.84% | 17 (2.01%) | 25.81% | 6.84 | 00:38:26 | 0.00% | 0 (0.00%) | \$0.00 (0.00%) |
| 7. United States | 15 (0.61%) | 73.33% | 11 (1.30%) | 46.67% | 12.80 | 00:15:19 | 0.00% | 0 (0.00%) | \$0.00 (0.00%) |
| 8. Macedonia (FYROM) | 14 (0.57%) | 28.57% | 4 (0.47%) | 21.43% | 6.00 | 00:10:43 | 0.00% | 0 (0.00%) | \$0.00 (0.00%) |
| 9. Germany | 13 (0.53%) | 76.92% | 10 (1.18%) | 61.54% | 4.54 | 00:08:18 | 0.00% | 0 (0.00%) | \$0.00 (0.00%) |
| 10. Russia | 12 (0.48%) | 8.33% | 1 (0.12%) | 8.33% | 1.92 | 00:06:08 | 0.00% | 0 (0.00%) | \$0.00 (0.00%) |
| 11. Switzerland | 10 (0.40%) | 10.00% | 1 (0.12%) | 10.00% | 5.00 | 00:11:00 | 0.00% | 0 (0.00%) | \$0.00 (0.00%) |
| 12. Czech Republic | 6 (0.24%) | 16.67% | 1 (0.12%) | 33.33% | 2.83 | 00:02:26 | 0.00% | 0 (0.00%) | \$0.00 (0.00%) |

| | | | | | | | | | | |
|-----|-------------|--------------|---------|--------------|---------|-------|----------|-------|--------------|-------------------|
| 13. | Croatia | 6 (0.24%) | 50.00% | 3 (0.36%) | 0.00% | 3.67 | 00:14:47 | 0.00% | 0 (0.00%) | \$0.00 (0.00%) |
| 14. | Serbia | 6 (0.24%) | 100.00% | 6 (0.71%) | 50.00% | 7.83 | 00:18:48 | 0.00% | 0 (0.00%) | \$0.00 (0.00%) |
| 15. | Hungary | 5 (0.20%) | 100.00% | 5 (0.59%) | 60.00% | 3.00 | 00:03:40 | 0.00% | 0 (0.00%) | \$0.00 (0.00%) |
| 16. | Cyprus | 4 (0.16%) | 50.00% | 2 (0.24%) | 75.00% | 1.75 | 00:00:06 | 0.00% | 0 (0.00%) | \$0.00 (0.00%) |
| 17. | Italy | 4 (0.16%) | 75.00% | 3 (0.36%) | 100.00% | 1.00 | 00:00:00 | 0.00% | 0 (0.00%) | \$0.00 (0.00%) |
| 18. | Australia | 3 (0.12%) | 100.00% | 3 (0.36%) | 33.33% | 2.00 | 00:00:26 | 0.00% | 0 (0.00%) | \$0.00 (0.00%) |
| 19. | Belarus | 3 (0.12%) | 33.33% | 1 (0.12%) | 33.33% | 17.33 | 01:28:27 | 0.00% | 0 (0.00%) | \$0.00 (0.00%) |
| 20. | Sweden | 3 (0.12%) | 33.33% | 1 (0.12%) | 0.00% | 7.67 | 00:11:31 | 0.00% | 0 (0.00%) | \$0.00 (0.00%) |
| 21. | Ireland | 2 (0.08%) | 100.00% | 2 (0.24%) | 50.00% | 2.00 | 00:00:37 | 0.00% | 0 (0.00%) | \$0.00 (0.00%) |
| 22. | Kazakhstan | 2 (0.08%) | 0.00% | 0 (0.00%) | 50.00% | 1.50 | 00:00:11 | 0.00% | 0 (0.00%) | \$0.00 (0.00%) |
| 23. | Pakistan | 2 (0.08%) | 100.00% | 2 (0.24%) | 100.00% | 1.00 | 00:00:00 | 0.00% | 0 (0.00%) | \$0.00 (0.00%) |
| 24. | Ukraine | 2 (0.08%) | 100.00% | 2 (0.24%) | 50.00% | 1.50 | 00:01:07 | 0.00% | 0 (0.00%) | \$0.00 (0.00%) |
| 25. | Belgium | 1 (0.04%) | 100.00% | 1 (0.12%) | 0.00% | 10.00 | 00:02:06 | 0.00% | 0 (0.00%) | \$0.00 (0.00%) |
| 26. | Bolivia | 1 (0.04%) | 100.00% | 1 (0.12%) | 100.00% | 1.00 | 00:00:00 | 0.00% | 0 (0.00%) | \$0.00 (0.00%) |
| 27. | Canada | 1 (0.04%) | 100.00% | 1 (0.12%) | 100.00% | 1.00 | 00:00:00 | 0.00% | 0 (0.00%) | \$0.00 (0.00%) |
| 28. | Spain | 1 (0.04%) | 100.00% | 1 (0.12%) | 0.00% | 3.00 | 00:00:24 | 0.00% | 0 (0.00%) | \$0.00 (0.00%) |
| 29. | Japan | 1 (0.04%) | 100.00% | 1 (0.12%) | 0.00% | 5.00 | 00:21:01 | 0.00% | 0 (0.00%) | \$0.00 (0.00%) |
| 30. | Lithuania | 1 (0.04%) | 0.00% | 0 (0.00%) | 100.00% | 1.00 | 00:00:00 | 0.00% | 0 (0.00%) | \$0.00 (0.00%) |
| 31. | Netherlands | 1 (0.04%) | 100.00% | 1 (0.12%) | 100.00% | 1.00 | 00:00:00 | 0.00% | 0 (0.00%) | \$0.00 (0.00%) |
| 32. | Nepal | 1 (0.04%) | 100.00% | 1 (0.12%) | 100.00% | 1.00 | 00:00:00 | 0.00% | 0 (0.00%) | \$0.00 (0.00%) |
| 33. | Portugal | 1 (0.04%) | 0.00% | 0 (0.00%) | 0.00% | 2.00 | 00:00:16 | 0.00% | 0 (0.00%) | \$0.00 (0.00%) |
| 34. | Paraguay | 1 (0.04%) | 0.00% | 0 (0.00%) | 0.00% | 4.00 | 00:00:42 | 0.00% | 0 (0.00%) | \$0.00 (0.00%) |
| 35. | Romania | 1 (0.04%) | 100.00% | 1 (0.12%) | 0.00% | 7.00 | 00:03:04 | 0.00% | 0 (0.00%) | \$0.00 (0.00%) |
| 36. | Slovakia | 1 (0.04%) | 100.00% | 1 (0.12%) | 0.00% | 2.00 | 00:00:31 | 0.00% | 0 (0.00%) | \$0.00 (0.00%) |
| 37. | Uzbekistan | 1 (0.04%) | 100.00% | 1 (0.12%) | 100.00% | 1.00 | 00:00:00 | 0.00% | 0 (0.00%) | \$0.00 (0.00%) |