

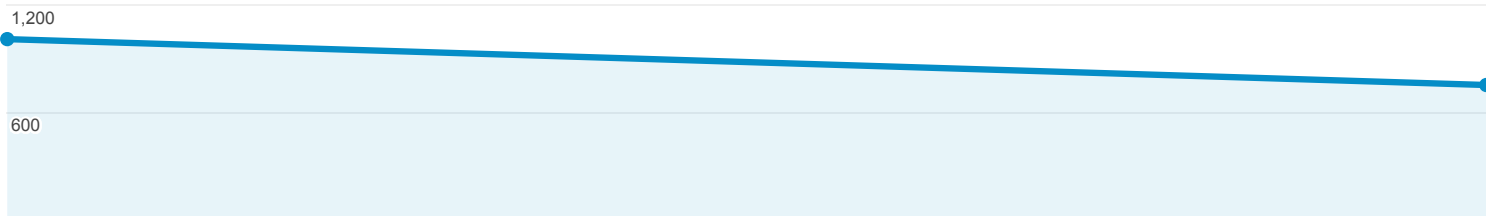
Audience Overview

All Users
100.00% Users

Oct 20, 2018 - Oct 21, 2018

Overview

Users



Oct 21

Users

1,425

New Users

692

Sessions

3,748

Number of Sessions per User

2.63

Pageviews

48,224

Pages / Session

12.87

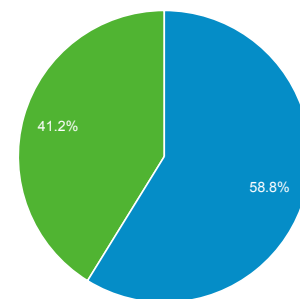
Avg. Session Duration

00:13:20

Bounce Rate

20.60%

Returning Visitor New Visitor



Country	Users	% Users
1. Greece	894	60.77%
2. Slovenia	222	15.09%
3. Bulgaria	97	6.59%
4. Czechia	67	4.55%
5. Croatia	44	2.99%
6. United Kingdom	33	2.24%
7. Bosnia & Herzegovina	22	1.50%
8. Germany	13	0.88%
9. Estonia	11	0.75%
10. Italy	9	0.61%

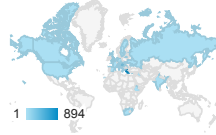
Location

 All Users
100.00% Users

Oct 20, 2018 - Oct 21, 2018

Map Overlay

Summary



Country	Acquisition			Behavior			Conversions		
	Users	New Users	Sessions	Bounce Rate	Pages / Session	Avg. Session Duration	Goal Conversion Rate	Goal Completions	Goal Value
	1,425 % of Total: 100.00% (1,425)	696 % of Total: 100.58% (692)	3,748 % of Total: 100.00% (3,748)	20.60% Avg for View: 20.60% (0.00%)	12.87 Avg for View: 12.87 (0.00%)	00:13:20 Avg for View: 00:13:20 (0.00%)	0.00% Avg for View: 0.00% (0.00%)	0 % of Total: 0.00% (0)	\$0.00 % of Total: 0.00% (\$0.00)
1. Greece	894 (60.77%)	423 (60.78%)	2,317 (61.82%)	18.86%	13.52	00:14:07	0.00%	0 (0.00%)	\$0.00 (0.00%)
2. Slovenia	222 (15.09%)	95 (13.65%)	537 (14.33%)	19.37%	11.69	00:11:29	0.00%	0 (0.00%)	\$0.00 (0.00%)
3. Bulgaria	97 (6.59%)	33 (4.74%)	280 (7.47%)	27.86%	12.37	00:13:58	0.00%	0 (0.00%)	\$0.00 (0.00%)
4. Czechia	67 (4.55%)	23 (3.30%)	223 (5.95%)	16.14%	12.07	00:13:58	0.00%	0 (0.00%)	\$0.00 (0.00%)
5. Croatia	44 (2.99%)	24 (3.45%)	125 (3.34%)	20.00%	13.08	00:11:47	0.00%	0 (0.00%)	\$0.00 (0.00%)
6. United Kingdom	33 (2.24%)	19 (2.73%)	61 (1.63%)	45.90%	4.02	00:05:26	0.00%	0 (0.00%)	\$0.00 (0.00%)
7. Bosnia & Herzegovina	22 (1.50%)	13 (1.87%)	36 (0.96%)	19.44%	27.69	00:18:34	0.00%	0 (0.00%)	\$0.00 (0.00%)
8. Germany	13 (0.88%)	11 (1.58%)	21 (0.56%)	42.86%	5.95	00:07:03	0.00%	0 (0.00%)	\$0.00 (0.00%)
9. Estonia	11 (0.75%)	8 (1.15%)	37 (0.99%)	8.11%	14.30	00:15:37	0.00%	0 (0.00%)	\$0.00 (0.00%)
10. Italy	9 (0.61%)	6 (0.86%)	26 (0.69%)	42.31%	10.92	00:09:03	0.00%	0 (0.00%)	\$0.00 (0.00%)
11. Slovakia	9 (0.61%)	9 (1.29%)	13 (0.35%)	0.00%	12.46	00:21:41	0.00%	0 (0.00%)	\$0.00 (0.00%)
12. Ukraine	8 (0.54%)	2 (0.29%)	12 (0.32%)	41.67%	7.92	00:03:03	0.00%	0 (0.00%)	\$0.00 (0.00%)
13. India	6 (0.41%)	6 (0.86%)	6 (0.16%)	100.00%	1.00	00:00:00	0.00%	0 (0.00%)	\$0.00 (0.00%)
14. United States	6 (0.41%)	6 (0.86%)	11 (0.29%)	45.45%	5.73	00:05:22	0.00%	0 (0.00%)	\$0.00 (0.00%)
15. Serbia	5 (0.34%)	1 (0.14%)	5 (0.13%)	20.00%	5.40	00:03:11	0.00%	0 (0.00%)	\$0.00 (0.00%)
16. Austria	4 (0.27%)	3 (0.43%)	4 (0.11%)	50.00%	4.25	00:01:42	0.00%	0 (0.00%)	\$0.00 (0.00%)
17. Hungary	3 (0.20%)	2 (0.29%)	10 (0.27%)	40.00%	8.00	00:02:11	0.00%	0 (0.00%)	\$0.00 (0.00%)
18. Russia	3 (0.20%)	2 (0.29%)	3 (0.08%)	33.33%	8.33	00:06:05	0.00%	0 (0.00%)	\$0.00 (0.00%)
19. Belgium	2 (0.14%)	1 (0.14%)	2 (0.05%)	50.00%	2.50	00:05:17	0.00%	0 (0.00%)	\$0.00 (0.00%)
20. France	2 (0.14%)	1 (0.14%)	2 (0.05%)	100.00%	1.00	00:00:00	0.00%	0 (0.00%)	\$0.00 (0.00%)
21. Hong Kong	2 (0.14%)	2 (0.29%)	3 (0.08%)	33.33%	3.67	00:03:59	0.00%	0 (0.00%)	\$0.00 (0.00%)
22. Iraq	2 (0.14%)	1 (0.14%)	7 (0.19%)	0.00%	21.86	00:26:47	0.00%	0 (0.00%)	\$0.00 (0.00%)

23.	Canada	1 (0.07%)	1 (0.14%)	1 (0.03%)	100.00%	1.00	00:00:00	0.00%	0 (0.00%)	\$0.00 (0.00%)
24.	Cyprus	1 (0.07%)	1 (0.14%)	1 (0.03%)	100.00%	1.00	00:00:00	0.00%	0 (0.00%)	\$0.00 (0.00%)
25.	Spain	1 (0.07%)	0 (0.00%)	1 (0.03%)	100.00%	1.00	00:00:00	0.00%	0 (0.00%)	\$0.00 (0.00%)
26.	Ethiopia	1 (0.07%)	1 (0.14%)	1 (0.03%)	0.00%	4.00	00:02:13	0.00%	0 (0.00%)	\$0.00 (0.00%)
27.	Netherlands	1 (0.07%)	1 (0.14%)	1 (0.03%)	100.00%	1.00	00:00:00	0.00%	0 (0.00%)	\$0.00 (0.00%)
28.	Sweden	1 (0.07%)	1 (0.14%)	1 (0.03%)	100.00%	1.00	00:00:00	0.00%	0 (0.00%)	\$0.00 (0.00%)
29.	South Africa	1 (0.07%)	0 (0.00%)	1 (0.03%)	100.00%	1.00	00:00:00	0.00%	0 (0.00%)	\$0.00 (0.00%)

Rows 1 - 29 of 29