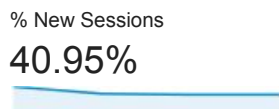
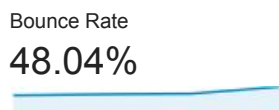
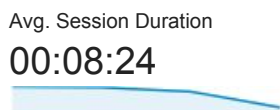

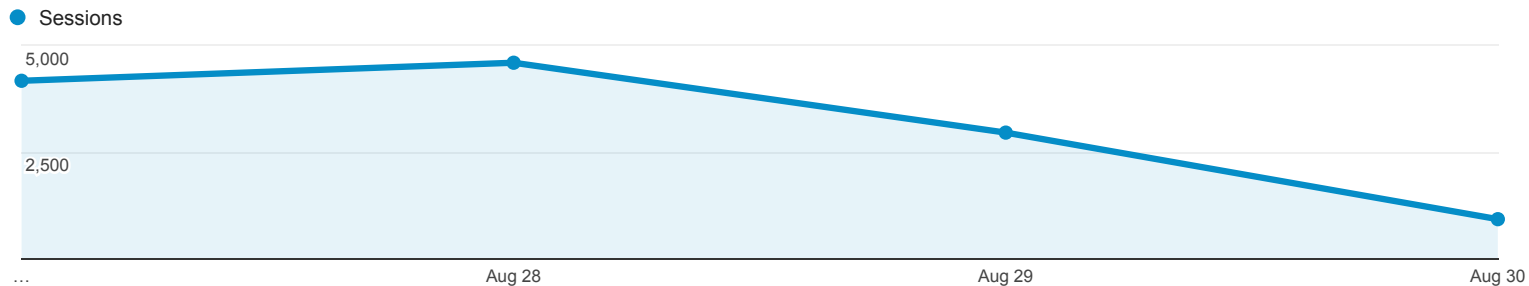


Aug 27, 2015 - Aug 30, 2015

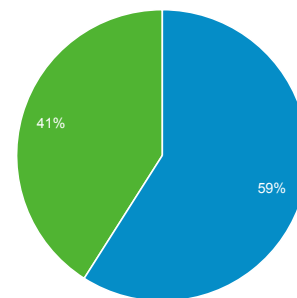
Audience Overview

All Users
100.00% Sessions

Overview



Returning Visitor (Blue) | New Visitor (Green)



Language	Sessions	% Sessions
1. ru	2,305	18.26%
2. en-us	1,560	12.36%
3. ru-ru	1,382	10.95%
4. el-gr	1,234	9.77%
5. es	1,221	9.67%
6. el	1,070	8.47%
7. en-gb	643	5.09%
8. es-es	483	3.83%
9. es-419	460	3.64%
10. bg	320	2.53%

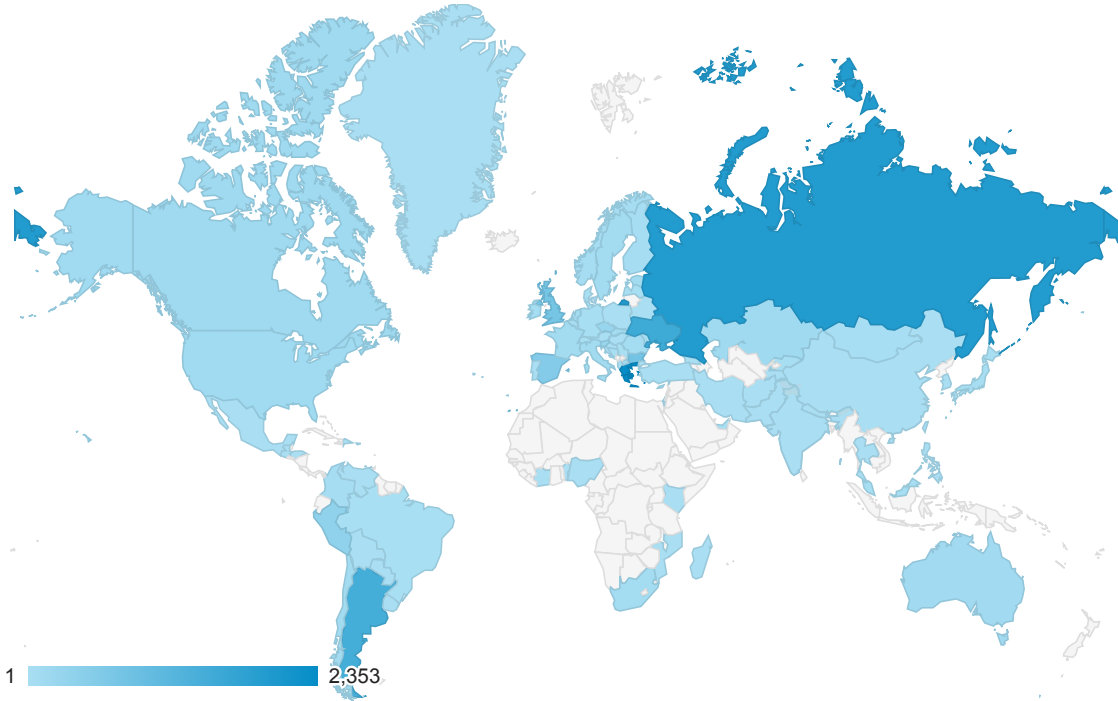
Aug 27, 2015 - Aug 30, 2015

Location

All Users
100.00% Sessions

Map Overlay

Summary



Country	Acquisition			Behavior			Conversions		
	Sessions	% New Sessions	New Users	Bounce Rate	Pages / Session	Avg. Session Duration	Goal Conversion Rate	Goal Completions	Goal Value
	12,626 % of Total: 100.00% (12,626)	40.99% Avg for View: 40.95% (0.10%)	5,175 % of Total: 100.10% (5,170)	48.04% Avg for View: 48.04% (0.00%)	3.60 Avg for View: 3.60 (0.00%)	00:08:24 Avg for View: 00:08:24 (0.00%)	0.00% Avg for View: 0.00% (0.00%)	0 % of Total: 0.00% (0)	\$0.00 % of Total: 0.00% (\$0.00)
1. Greece	2,353 (18.64%)	34.64%	815 (15.75%)	51.47%	3.24	00:05:53	0.00%	0 (0.00%)	\$0.00 (0.00%)
2. Russia	1,938 (15.35%)	42.47%	823 (15.90%)	48.50%	3.75	00:08:33	0.00%	0 (0.00%)	\$0.00 (0.00%)
3. Ukraine	1,534 (12.15%)	32.59%	500 (9.66%)	42.11%	4.43	00:11:38	0.00%	0 (0.00%)	\$0.00 (0.00%)
4. Argentina	1,449 (11.48%)	45.76%	663 (12.81%)	50.24%	3.45	00:08:36	0.00%	0 (0.00%)	\$0.00 (0.00%)
5. Bulgaria	796 (6.30%)	41.96%	334 (6.45%)	51.63%	3.33	00:08:20	0.00%	0 (0.00%)	\$0.00 (0.00%)
6. United Kingdom	751 (5.95%)	41.41%	311 (6.01%)	44.61%	3.96	00:09:48	0.00%	0 (0.00%)	\$0.00 (0.00%)
7. Spain	561 (4.44%)	40.11%	225 (4.35%)	44.39%	3.48	00:08:55	0.00%	0 (0.00%)	\$0.00 (0.00%)
8. Peru	378 (2.99%)	49.21%	186 (3.59%)	51.06%	3.77	00:07:28	0.00%	0 (0.00%)	\$0.00 (0.00%)
9. Czech Republic	271 (2.15%)	48.34%	131 (2.53%)	47.23%	3.51	00:08:14	0.00%	0 (0.00%)	\$0.00 (0.00%)
10. Slovenia	254 (2.01%)	41.34%	105 (2.03%)	35.04%	3.78	00:10:28	0.00%	0 (0.00%)	\$0.00 (0.00%)
11. Canada	152 (1.20%)	48.68%	74 (1.43%)	55.92%	3.22	00:06:57	0.00%	0 (0.00%)	\$0.00 (0.00%)
12. Kazakhstan	139 (1.10%)	36.69%	51 (0.99%)	45.32%	3.13	00:07:38	0.00%	0 (0.00%)	\$0.00 (0.00%)
13. United States	126 (1.00%)	49.21%	62 (1.20%)	57.14%	2.71	00:06:38	0.00%	0 (0.00%)	\$0.00 (0.00%)

Rank	Country	Score (Percentage)	Percentage	Count (Percentage)	Percentage	Count	Time	Percentage	Count (Percentage)	Score (Percentage)
14.	Australia	121 (0.96%)	55.37%	67 (1.29%)	50.41%	3.81	00:07:40	0.00%	0 (0.00%)	\$0.00 (0.00%)
15.	Estonia	100 (0.79%)	37.00%	37 (0.71%)	51.00%	3.50	00:09:24	0.00%	0 (0.00%)	\$0.00 (0.00%)
16.	France	100 (0.79%)	40.00%	40 (0.77%)	33.00%	4.38	00:14:01	0.00%	0 (0.00%)	\$0.00 (0.00%)
17.	Chile	98 (0.78%)	43.88%	43 (0.83%)	52.04%	2.47	00:05:03	0.00%	0 (0.00%)	\$0.00 (0.00%)
18.	Sweden	95 (0.75%)	37.89%	36 (0.70%)	52.63%	3.69	00:08:23	0.00%	0 (0.00%)	\$0.00 (0.00%)
19.	Italy	94 (0.74%)	57.45%	54 (1.04%)	42.55%	4.52	00:09:13	0.00%	0 (0.00%)	\$0.00 (0.00%)
20.	Slovakia	94 (0.74%)	46.81%	44 (0.85%)	47.87%	3.85	00:07:14	0.00%	0 (0.00%)	\$0.00 (0.00%)
21.	Netherlands	86 (0.68%)	38.37%	33 (0.64%)	45.35%	2.78	00:06:11	0.00%	0 (0.00%)	\$0.00 (0.00%)
22.	Romania	80 (0.63%)	53.75%	43 (0.83%)	45.00%	2.72	00:05:13	0.00%	0 (0.00%)	\$0.00 (0.00%)
23.	South Africa	80 (0.63%)	38.75%	31 (0.60%)	40.00%	3.82	00:12:12	0.00%	0 (0.00%)	\$0.00 (0.00%)
24.	Macedonia (FYROM)	76 (0.60%)	30.26%	23 (0.44%)	40.79%	4.25	00:13:49	0.00%	0 (0.00%)	\$0.00 (0.00%)
25.	Ireland	67 (0.53%)	43.28%	29 (0.56%)	38.81%	3.81	00:08:40	0.00%	0 (0.00%)	\$0.00 (0.00%)
26.	Norway	64 (0.51%)	37.50%	24 (0.46%)	46.88%	3.22	00:07:50	0.00%	0 (0.00%)	\$0.00 (0.00%)
27.	Colombia	53 (0.42%)	35.85%	19 (0.37%)	47.17%	1.85	00:06:25	0.00%	0 (0.00%)	\$0.00 (0.00%)
28.	Finland	49 (0.39%)	42.86%	21 (0.41%)	38.78%	5.31	00:11:23	0.00%	0 (0.00%)	\$0.00 (0.00%)
29.	Israel	49 (0.39%)	40.82%	20 (0.39%)	40.82%	3.06	00:09:09	0.00%	0 (0.00%)	\$0.00 (0.00%)
30.	Malaysia	43 (0.34%)	69.77%	30 (0.58%)	58.14%	2.12	00:02:59	0.00%	0 (0.00%)	\$0.00 (0.00%)
31.	Bosnia & Herzegovina	42 (0.33%)	45.24%	19 (0.37%)	45.24%	3.74	00:08:31	0.00%	0 (0.00%)	\$0.00 (0.00%)
32.	(not set)	41 (0.32%)	51.22%	21 (0.41%)	53.66%	2.71	00:04:52	0.00%	0 (0.00%)	\$0.00 (0.00%)
33.	Germany	40 (0.32%)	62.50%	25 (0.48%)	62.50%	1.60	00:01:04	0.00%	0 (0.00%)	\$0.00 (0.00%)
34.	Japan	36 (0.29%)	44.44%	16 (0.31%)	50.00%	2.83	00:04:46	0.00%	0 (0.00%)	\$0.00 (0.00%)
35.	Hong Kong	33 (0.26%)	54.55%	18 (0.35%)	54.55%	2.39	00:04:21	0.00%	0 (0.00%)	\$0.00 (0.00%)
36.	Singapore	30 (0.24%)	43.33%	13 (0.25%)	60.00%	2.80	00:05:23	0.00%	0 (0.00%)	\$0.00 (0.00%)
37.	Kyrgyzstan	28 (0.22%)	42.86%	12 (0.23%)	57.14%	3.21	00:05:39	0.00%	0 (0.00%)	\$0.00 (0.00%)
38.	Moldova	28 (0.22%)	32.14%	9 (0.17%)	53.57%	3.00	00:11:00	0.00%	0 (0.00%)	\$0.00 (0.00%)
39.	Mongolia	25 (0.20%)	48.00%	12 (0.23%)	32.00%	3.16	00:06:04	0.00%	0 (0.00%)	\$0.00 (0.00%)
40.	India	22 (0.17%)	54.55%	12 (0.23%)	36.36%	4.59	00:11:21	0.00%	0 (0.00%)	\$0.00 (0.00%)
41.	Hungary	21 (0.17%)	23.81%	5 (0.10%)	23.81%	7.19	00:19:55	0.00%	0 (0.00%)	\$0.00 (0.00%)
42.	Belarus	19 (0.15%)	42.11%	8 (0.15%)	68.42%	2.95	00:08:20	0.00%	0 (0.00%)	\$0.00 (0.00%)
43.	Paraguay	17 (0.13%)	64.71%	11 (0.21%)	47.06%	5.59	00:15:18	0.00%	0 (0.00%)	\$0.00 (0.00%)
44.	Croatia	16 (0.13%)	81.25%	13 (0.25%)	37.50%	5.88	00:15:58	0.00%	0 (0.00%)	\$0.00 (0.00%)
45.	Tajikistan	16 (0.13%)	75.00%	12 (0.23%)	37.50%	3.81	00:08:11	0.00%	0 (0.00%)	\$0.00 (0.00%)
46.	Latvia	15 (0.12%)	40.00%	6 (0.12%)	86.67%	1.13	00:02:04	0.00%	0 (0.00%)	\$0.00 (0.00%)
47.	Switzerland	12 (0.10%)	83.33%	10 (0.19%)	58.33%	2.33	00:02:10	0.00%	0 (0.00%)	\$0.00 (0.00%)
48.	Serbia	11 (0.09%)	72.73%	8 (0.15%)	54.55%	1.64	00:06:08	0.00%	0 (0.00%)	\$0.00 (0.00%)
49.	Brazil	10 (0.08%)	70.00%	7 (0.14%)	70.00%	2.10	00:10:22	0.00%	0 (0.00%)	\$0.00 (0.00%)
50.	United Kingdom	9 (0.07%)	22.22%	2 (0.04%)	44.44%	2.44	00:05:53	0.00%	0 (0.00%)	\$0.00 (0.00%)

